

Self-Study Plan for Students During Class Suspension




30/03/2020

Worksheet (1)





Name:	()	Date:
-------	-------	-------

(A) Label the pictures with the given adjectives. Write the words in the boxes.

loyal	humble	confident	diligent	generous
punctual	responsible	humorous	polite	honest

<p>1.</p> 	<p>2.</p> 	<p>3.</p> 

<p>4.</p> 	<p>5.</p> 	<p>6.</p> 

<p>7.</p> 	<p>8.</p> 	<p>9.</p> 	<p>10.</p> 






(B) The children are writing about their best friends. Finish the sentences using the given adjectives of part (A).

	<p>1. My best friend Teresa studies very hard every day. She is _____.</p>
	<p>2. Kelly is my best friend. She always shares her toys with me. She is _____.</p>
	<p>3. Mike is my best friend. He never arrives late for school. He is _____.</p>
	<p>4. My best friend is Terrence. Although he always wins the race, he never boasts. He is _____.</p>
	<p>5. My best friend is Eddie. He is always there when I need him. He is _____.</p>
	<p>6. Amy and Ivy are my good friends. They clean our classroom after school. They are _____.</p>
	<p>7. My best friend Andy thinks he will win the running race this year. He is _____.</p>
	<p>8. My best friends Ray and Ann like telling jokes. They are _____.</p>
	<p>9. Cherry and Miki are my best friends. They always say 'please' and 'thank you'. They are _____.</p>
	<p>10. Alex and I are good friends. He never tells lies. He is _____ to me.</p>

(C) Write the questions and answers with the given pictures. Follow the example.

e.g. A: What do you like about **him** / **her** / **them**?

B: He / She is humble. They are humble.

<p>1. him</p> <p>A: _____</p> <p>B: _____</p>	
<p>2. Leo</p> <p>A: _____</p> <p>B: _____</p>	
<p>3. her</p> <p>A: _____</p> <p>B: _____</p>	
<p>4. Mr. Wong</p> <p>A: _____</p> <p>B: _____</p>	
<p>5. them</p> <p>A: _____</p> <p>B: _____</p>	

~END~

倘若同學未能把工作紙列印出來填寫答案，可依照以下格式把答案寫在任何紙上作練習。

Primary 6

Escola de Santa Madalena
30/03/2020 Self-Study Plan

Total in Pages: 1

Worksheet (1)

Answer Sheet

Name:	()	Date:
-------	-----	-------

(A) Label the pictures with the given adjectives. Write the words in the boxes.

1.	2.	3.	4.	5.
6.	7.	8.	9.	10.

(B) Finish the sentences using the given adjectives of part (A). Write the answers in the boxes.

1.	2.
3.	4.
5.	6.
7.	8.
9.	10.

(C) Write the questions and answers with the given pictures. Follow the example.

1. A: _____ B: _____
2. A: _____ B: _____
3. A: _____ B: _____
4. A: _____ B: _____
5. A: _____ B: _____

~END~