

## Self-Study Plan for Students During Class Suspension

21/04/2020

## Worksheet (2)

Name: ( ) Date:



Watch and listen to this nursery rhyme.

**1. I Love Vegetables Song**

家長可以陪同小朋友使用手機掃描右方 QR code 聆聽歌曲。

<https://www.youtube.com/watch?v=ZgrCQ3MZonc&feature=youtu.be>**I Love Vegetables Song**

I love vegetables, I love vegetables.  
They're so yummy and so healthy!  
**Cut, snip**, chop, shred or grate.  
Put them in my dinner plate.  
Slurrrp! Slurrrp! **Yummy!** Yummy in my tummy!

I love **broccoli**, I love broccoli.  
In my stew, it's good for you!  
Eat it up, it'll make you **strong**.  
Keeps you going all day long.  
Slurrrp! Slurrrp! **Yummy!** Yummy in my tummy!

I love **carrots**, I love carrots.  
They're good for my eyes,  
They make me **smart** and wise.  
**Grate** them up and make a **bake**.  
You can have them in your cake.  
Slurrrp! Slurrrp! **Yummy!** Yummy in my tummy!









I love **spinach**, I love spinach.  
**It makes me strong, to live life long!**  
**Cook** them all and when you're done.  
Don't forget to, pass me some.  
Slurrrp! Slurrrp! **Yummy!** Yummy in my tummy!

I love eating **peas**, I love eating peas.  
With my food, **it tastes real good**.  
**Boil** them in some water.  
Add some salt and pepper.  
Slurrrp! Slurrrp! **Yummy!** Yummy in my tummy!

I love **avocados**, I love avocados.  
**Gives me energy and makes me happy!**  
Mash it with **tomatoes**.  
Add them to your salad bowl.  
Slurrrp! Slurrrp! **Yummy!** Yummy in my tummy!

I love vegetables, I love vegetables.  
They're so yummy and so healthy!  
Cut, snip, chop, shred or grate.  
Put them in my dinner plate.  
Slurrrp! Slurrrp! **Yummy!** Yummy in my tummy!



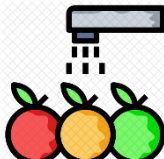



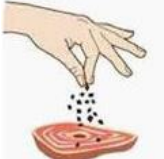

(A) Label the vegetables with the following words.

avocados	carrots	tomatoes	broccoli	peas	spinach
					
1.		2.		3.	
					
4.		5.		6.	

(B) Look at the pictures and circle the correct answers.

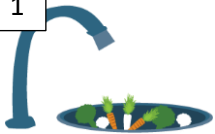
e.g.  I'm powerful!	The ( <u>strong</u> / yummy / smart ) man can lift a car.
1.  I'm joyful!	The ( yummy / happy / strong ) girl is doing her shopping.
2.  We are very well!	It's ( long / healthy / yummy ) for children to play in the fresh air.
3.  I'm clever!	The ( smart / happy / healthy ) boy can do the sums quickly.
4.  It's delicious!	This chocolate cake is so ( strong / yummy / happy ).
5. 	Vegetables are ( long / happy / good ) for our bodies.

(C) Fill in the blanks with the given words.

 <p>cut</p>	 <p>snip</p>	 <p>wash</p>	 <p>cook</p>
 <p>boil</p>	 <p>grate</p>	 <p>add</p>	 <p>bake</p>

## How to make vegetable soup!

1



1. First wash the broccoli, tomatoes, carrots and spinach. Then put them into a bowl.

2



2. Next \_\_\_\_\_ the broccoli and tomatoes into small pieces.

3



3. After that \_\_\_\_\_ the spinach.

4



4. Then \_\_\_\_\_ the carrots.

5



5. Next \_\_\_\_\_ the broccoli, tomatoes, carrots and spinach into a lot of water for one hour.

6



6. After that \_\_\_\_\_ some salt and pepper.

7



7. Finally sit down and enjoy it.

倘若同學未能把工作紙列印出來填寫答案，可依照以下格式把答案寫在任何紙上作練習。

Primary 3 A B

Escola de Santa Madalena  
21/04/2020 Self-Study Plan  
Worksheet (2)  
Answer Sheet

Total in Pages: 1

Name:	(      )	Date:
-------	----------	-------

(A) Can you find the names of the vegetables in the song? Label the vegetables.

1.	2.	3.
4.	5.	6.

(B) Look at the pictures and circle the correct answers.

e.g. strong
1.
2.
3.
4.
5.

(C) Fill in the blanks with the given words.

1. wash
2.
3.
4.
5.
6.