

Self-Study Plan for Students During Class Suspension

24/02/2020 - 28/02/2020

Nursery Rhyme / Story

Answer Sheet

Name: ()

Date:

(Part One) Watch and listen to this nursery rhyme.

1. A cat came dancing<https://www.youtube.com/watch?v=jXVIP95uDAk>

家長可以陪同小朋友使用手機掃描右方 QR code 聆聽歌曲。

**A cat came dancing**

A **cat** came dancing out of the **barn**,
 With a **fiddle** under her **arm**.
 She could play nothing but fiddle-cum-fee,
 The **mouse** has married the **bumble bee**.
 Play **cat**, dance **mouse**,
 We'll have a jig in our good house,
 Play **cat**, dance **mouse**,
 We'll have a jig in our good house.



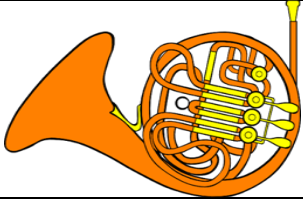
A **pig** came dancing out of the barn,
 With a **drum** under his arm.
 He could play nothing but diddle-dum-dee,
 The **mouse** has married the **bumble bee**.
 Play **cat**, dance **mouse**,
 We'll have a jig in our good house,
 Play **cat**, dance **mouse**,
 We'll have a jig in our good house.

A **cow** came dancing out of the barn,
 With a **horn** under her arm.
 She could play nothing but tootle-tum-tee,
 The **mouse** has married the **bumble bee**.
 Play **cat**, dance **mouse**,
 We'll have a jig in our good house,
 Play **cat**, dance **mouse**,
 We'll have a jig in our good house.

(A) Can you find the names of the five animals in the rhyme? Write their names in the boxes.

| | | | | |
|----------|----------|----------|------------|-----------------|
| 1. a cat | 2. a pig | 3. a cow | 4. a mouse | 5. a bumble bee |
|----------|----------|----------|------------|-----------------|

(B) Can you find the names of the musical instruments in the rhyme? Label the musical instruments.

| | | |
|---|---|---|
|  |  |  |
| 1. a fiddle | 2. a drum | 3. a horn |

(C) Find four pairs of rhyming words from the rhyme. Write the words in the blanks.
e.g. **barn** and **arm**


| | |
|-------------------------------|-----------------------------------|
| (1) <u>fee</u> and <u>bee</u> | (2) <u>dee</u> and <u>bee</u> |
| (3) <u>tee</u> and <u>bee</u> | (4) <u>mouse</u> and <u>house</u> |

(D) Find ONE sentence with the future tense in each verse of the rhyme. Write the sentence in the box.


We'll have a jig in our good house.

(Part Two) Watch and listen to this story and song.

1. The Piped Piper of Hamelin
<https://www.youtube.com/watch?v=AjqtgduxqjU>
 家長可以陪同小朋友使用手機掃描右方 QR code 觀看影片。



2. Musical Instruments
https://www.youtube.com/watch?v=KVdDJWZ7Z_I
 家長可以陪同小朋友使用手機掃描右方 QR code 聆聽歌曲。



Watch the above story before you do the following part (A), part (B) and part (C).

(A) Put "T" for the true sentence or "F" for the false sentence in each box.

1. People lived peacefully in a small town in Hamelin at first.
2. One day, there were big and horrible rats coming to the small town.
3. Some dogs and cats chased the big rats in the streets.
4. The people in the town were all happy to see the rats.
5. A piped piper came to visit the chief of the town one day.
6. The chief promised to give the piped piper five thousand gold pieces.
7. All the rats in the town were scared and came into people's houses.

| | | | | | | |
|------|------|------|------|------|------|------|
| 1. T | 2. T | 3. F | 4. F | 5. T | 6. F | 7. F |
|------|------|------|------|------|------|------|

(B) Choose the suitable words to fill in the blanks.

| | | | | | | |
|-------------|------|---------|--------|------|------|---------|
| disappeared | pipe | drowned | follow | cave | rats | promise |
|-------------|------|---------|--------|------|------|---------|

1. The piped piper kept playing and playing his pipe and walked to the river.
2. The rats ran down to the river when following the piped piper.
3. The people in the town were so glad because all the rats drowned.
4. The chief didn't keep his promise to the piped piper.
5. One day, all the children in the town started to follow the piped piper.
6. The piped piper played his pipe again and led all the children into a big cave.
7. At last, all the children disappeared in the cave.




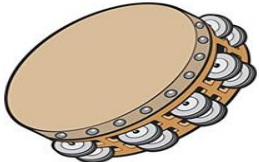




(C) Choose the best answers. Put the letters in the brackets.

1. The chief shouldn't refuse to pay the piped piper because (**a**)
 - a. the piped piper helped him to get rid of all the rats in the town.
 - b. the piped piper led all the children away from the town.
 - c. the piped piper played beautiful music very well.
2. What does the story tell us? (**c**)
 - a. It is fun to play the pipe.
 - b. Rats are always scary.
 - c. Keeping a promise to someone is important.

Listen to the above song before you do the following part (D).

(D) Can you find the names of the musical instruments in the song? Match the pictures with the given words. Put the letters in the brackets.

| | | | |
|-----------|-------------|----------|---------------|
| a. Flute | b. Triangle | c. Piano | d. Trumpet |
| e. Guitar | f. Violin | g. Drum | h. Tambourine |

| | | | |
|---|---|--|---|
|  |  |  |  |
| 1. (g) | 2. (d) | 3. (a) | 4. (h) |
|  |  |  |  |
| 5. (c) | 6. (e) | 7. (b) | 8. (f) |

~END~

倘若同學未能把工作紙列印出來填寫答案，可依照以下格式把答案寫在任何紙上作練習。

Primary 6

Escola de Santa Madalena
24/02/2020 - 28/02/2020 Self-Study Plan
Answer Sheet

Total in Pages: 1

| | |
|-------|-----|
| Name: | () |
| Date: | |

(Part One) Nursery Rhyme

(A) Write the names of the five animals in the boxes.

| | | | | |
|----------|----------|----------|------------|-----------------|
| 1. a cat | 2. a pig | 3. a cow | 4. a mouse | 5. a bumble bee |
|----------|----------|----------|------------|-----------------|

(B) Write the names of the musical instruments in the boxes.

| | | |
|-------------|-----------|-----------|
| 1. a fiddle | 2. a drum | 3. a horn |
|-------------|-----------|-----------|

(C) Write four pairs of rhyming words in the blanks.

| | |
|-------------------------------|-----------------------------------|
| (1) <u>fee</u> and <u>bee</u> | (2) <u>dee</u> and <u>bee</u> |
| (3) <u>tee</u> and <u>bee</u> | (4) <u>mouse</u> and <u>house</u> |

(D) Write the sentence with the future tense in the box.

| |
|-------------------------------------|
| We'll have a jig in our good house. |
|-------------------------------------|

(Part Two) Story and Song

(A) Put "T" for the true sentence or "F" for the false sentence.

| | | | | | | |
|------|------|------|------|------|------|------|
| 1. T | 2. T | 3. F | 4. F | 5. T | 6. F | 7. F |
|------|------|------|------|------|------|------|

(B) Choose the suitable words to fill in the blanks.

| | |
|-----------------------|-------------------|
| 1. <u>pipe</u> | 2. <u>rats</u> |
| 3. <u>drowned</u> | 4. <u>promise</u> |
| 5. <u>follow</u> | 6. <u>cave</u> |
| 7. <u>disappeared</u> | |

(C) Choose the best answers. Put the letters in the brackets.

| |
|----------|
| 1. (a) |
| 2. (c) |

(D) Do the matching. Put the letters in the boxes.

| | | | |
|------|------|------|------|
| 1. g | 2. d | 3. a | 4. h |
| 5. c | 6. e | 7. b | 8. f |

~END~