

Name:	()	Date:
-------	-----	-------



(Part One) Watch and listen to the nursery rhyme.

I am the baker man

<https://www.youtube.com/watch?v=V4ipYeD69RQ>

家長可以陪同小朋友使用手機掃描右方 QR code 聆聽歌曲。



I am the baker man

<p>1. I am the baker man I come from far away And I can bake What can you bake? I can bake biscuits Crunchy crunchy crunchy crunch Crunchy crunchy crunchy crunch Crunchy crunchy crunchy crunch Crunchy crunchy crunch</p>	<p>2. I am the baker man I come from far away And I can bake What can you bake? I can bake cakes Yummy yummy yummy yum Yummy yummy yummy yum Yummy yummy yummy yum Yummy yummy yum</p>	<p>3. I am the baker man I come from far away And I can bake What can you bake? I can bake cookies Chewy chewy chewy chew Chewy chewy chewy chew Chewy chewy chewy chew Chewy chewy chew</p>
--	---	---

(A) Match the following tasty words to the food.

hot and spicy	buttery	salty	chewy
sour	bitter	creamy	crispy
icy	silky	juicy	crunchy

1. 	2. 	3. 
<u>icy</u> sorbet	<u>chewy</u> gummy bears	<u>bitter</u> Chinese herbal tea
4. 	5. 	6. 
<u>sour</u> lemons	<u>hot and spicy</u> sausages	<u>buttery</u> croissants
7. 	8. 	9. 
<u>crunchy</u> cookies	<u>crispy</u> potato chips	<u>salty</u> fish
10. 	11. 	12. 
<u>creamy</u> milk	<u>juicy</u> watermelon	<u>silky</u> milk tea

(Part Two)  Watch and listen to the story.






The Stone Soup

<https://www.youtube.com/watch?v=FHYpgKmqPwE>

家長可以陪同小朋友使用手機掃描右方 QR code 觀看影片。



(A) Match the villagers with the correct food that they put into the pot. Write the letter in the bracket.



1. (c)

2. (d)

3. (b)

4. (a)

(B) Are these sentences true (✓) or false (x)?

1. x Matthew and Liam were hungry so they asked food from their relatives.
2. x At first, all the villagers were willing to help Matthew and Liam and gave them food.
3. ✓ Matthew filled up his cooking pot with water from the river.
4. ✓ Liam set up the fire for the stone soup.
5. ✓ Some villagers contributed some carrots, turnips and tomatoes to the stone soup.
6. ✓ Finally, Matthew, Liam and some villagers enjoyed the delicious stone soup together.

(C) Tick the best answers for the moral. You may choose more than one answer.

1. The story "Stone Soup" teaches us:

- a) to share with one another. b) to contribute what we have.
 c) to be honest to others. d) to be hard-working always.

倘若同學未能把工作紙列印出來填寫答案，可依照以下格式把答案寫在任何紙上作練習。

Primary 4 A B

Escola de Santa Madalena

Total in Pages: 1

24/02/2020 - 28/02/2020 Self-Study Plan

Answer Sheet

Name:	()
Date:	

(Part One): Nursery Rhyme

(A) Match the following tasty words to the food.

1. icy	2. chewy	3. bitter
4. sour	5. hot and spicy	6. buttery
7. crunchy	8. crispy	9. salty
10. creamy	11. juicy	12. silky

(Part Two): Story

(A) Match the villagers with the correct food that they put into the pot.
Write the letter in the bracket.

1. (c) 2. (d) 3. (b) 4. (a)

(B) Are these sentences true (✓) or false (x)?

1. x	2. x	3. ✓
4. ✓	5. ✓	6. ✓

(C) Tick the best answers for the moral. You may choose more than one answer.

1. The story "Stone Soup" teaches us:

a)

b)

c)

d)

~ END ~